



Ionizing Air Blower

AEROSTAT[®] PC2

Simco-Ion's new Aerostat PC2 provides complete mini environment ionization protection. As with its' predecessor, the Aerostat PC Ionizing Blower, the Aerostat PC2 is designed and built for reliable, long-term static control for a variety of electronic, semiconductor, flat-panel display and life science assembly applications. The PC2 offers outstanding charge neutralization for targeted mini environments and has sufficient air velocity to provide static control up to 4 feet (1.2m) across a bench-top work surface. The combination of size with the weight-saving design allows the Aerostat PC2 to be easily mounted inside process tools while creating a blanket of ionized air through out the inside tool area.

The Aerostat PC2 offers inherent balance to $0 \pm 10V$ for protection of sensitive electronic components. The PC2 is loaded with usability features including an adjustable locking stand, fan speed control and separate balance and fan stall alarm LEDs with optional audible alarm. These features make the Aerostat PC2 the ideal mini environment ionization blower for assembly, test and packaging areas.

Features

- Discharge time of <2.0 seconds at 1 foot*
- Lightweight, compact and quiet for unobtrusive use
- Local alarm LEDs, Facility Monitoring System (FMS) connection and optional audible alarm
- $\pm 10V$ self-balancing ("Micropulse") technology
- Built-in emitter point cleaner

Benefits

- Fast, targeted neutralization of static charges
- Directed ionization designed for both workbench or in-tool areas
- Worry free Ionization status can easily be monitored locally and at a remote location
- High precision balance insures controlled and consistent ion output
- Minimizes the time required to perform normal maintenance

* Tested in accordance with ANSI/ESD STM3.1-2015.



Specifications

Input Voltage	100-240 VAC, 50/60 Hz
Input Current	140 mA
Discharge¹	2.0 sec @ 1' (1000-100V high fan speed)
Balance	0 ±10V
Coverage Area	1'W x 4'L
Ion Emission	Micropulse AC Ionization
Emitter Points	Stainless Steel
Controls	Power on/off; fan speed control low/medium/high; emitter point cleaner knob
Indicator Lights	Green POWER on, red FAULT alarm, red FAN STALL alarm
Connectors	IEC 320/C14 AC Power Cord outlet, FMS fault alarm output connector (RJ-9)
Air Velocity	Feet per minute, High = 400 fpm (typ), Med = 325 fpm (typ) Low = 275 fpm (typ)
Air Volume	Cubic feet per minute, 130 scfm max (high speed, typ)
Audible Noise	65 db @12" down centerline, 12" off center (high fan speed)
Ozone	<0.05 ppm measured at 1' in front of blower
Operating Env.	Temperature 50-95°F (10-35°C), humidity 30-60% RH, non-condensing
Audible Alarm	Fault and fan stall (optional)
Air Filter	30 ppi open cell polyurethane foam (optional)
Mounting	Metal stand with skid resistant rubber feet
Enclosure	Powder-coated aluminum chassis
Dimensions	9.1H x 6.8W x 3.3D in. (23.1H x 17.3W x 8.4D cm) with stand
Weight	2.8 lbs (1.25 kg) with stand
Warranty	2 year limited warranty
Certification	

1. Tested in accordance with ANSI/ESD STM3.1-2015.


Ordering Information

91-PC2-xx-01	Aerostat PC2 Ionizing Benchtop Blower
91-PC2-xx-01A	Aerostat PC2 Ionizing Benchtop Blower with Audible Alarm
33-6501-01	Aerostat PC2 Air Filter Kit
33-6004-01	Aerostat PC2 Replacement Air Filters (6 pack)

Note: For part numbers shown above, xx = US (120V, 60 Hz with North America power cord); xx = EU (230V, 50 Hz with Continental Europe power cord); xx = UK (230V, 50 Hz with United Kingdom power cord); xx = CN (230V, 50 Hz with China power cord); xx = JP (100V, 60 Hz with Japan power cord).


Emitter Point Cleaner

The Aerostat PC2 features a built-in emitter point cleaner. Using the emitter point cleaner takes only seconds. Cleaning the emitter points prevents the build-up of airborne debris. This keeps your Aerostat PC2 working in top form for the life of the unit.

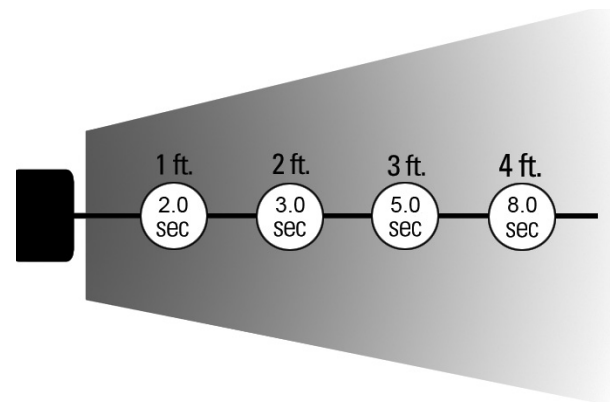


Enhanced Alarm Capabilities

Separate alarm LEDs on the front of the blower for ionization balance fault and fan stall plus a facility monitoring system (FMS) interface for remote alarm status (accessible on the rear of the blower) offers worry free static control for the production area.



Discharge Times (typical)



1. Discharge times are tested in accordance with ANSI/ESD STM3.1-2015.

SIMCO ION™
An ITW Company

DS-AeroStat PC2_V3 - 9/17
© 2017 Simco-Ion
All rights reserved.

Simco-Ion

Technology Group
1601 Harbor Bay Pkwy, Ste 150
Alameda, CA 94502

Tel: +1 (800) 367-2452 (in USA)

Tel: +1 (510) 217-0600

ioninfo@simco-ion.com

www.simco-ion.com