

IonManager Pro

ROOM IONIZATION SYSTEM MANAGEMENT SOFTWARE

IonManager Pro software monitors, manages and analyzes Simco-Ion's Digital Room Ionization Systems (Ceiling Emitter Model 5515 and 5582 Controller or Ceiling Emitter Model 5511 and 5580 Controller). The software provides customers with a cost-effective way to monitor system status and manage system maintenance requirements through visual indicators and automated notifications.

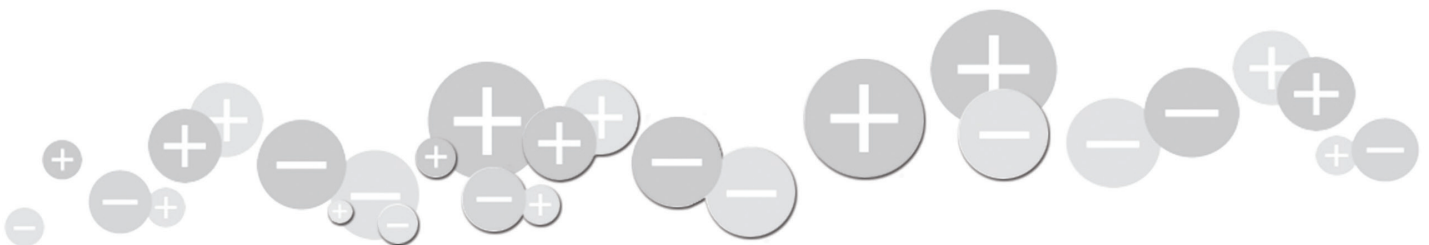
IonManager Pro features simple graphical images of the ionization system with a drill-down hierarchy to individual components for instant identification of status and operational parameters. Fault conditions are easily viewed and identified with real-time graphical displays. Text messages or e-mail notifications can automatically be sent to the maintenance team. Integrated summary reports based on user preferences are available for management review. System performance can be easily analyzed by accessing history logs, using the built-in statistical and graphing tools or exporting the data into common analysis packages.

Features

- The standard system manages and monitors up to 10 controllers and 800 emitters. Larger systems are available (contact factory)
- Configurable alarm event notifications based on user preferences
- Real-time event capture
- User-friendly visual interface

Benefits

- Provides a single monitoring system for large installations
- Enables automated text or email notifications to multiple users
- Assures fast notification of alarm or maintenance conditions, provides time-stamped data log of system events and conditions
- Allows user to quickly identify and locate alarm conditions



Data Collection	RS-485 or Ethernet ports; compares actual measured values to control limit values in real time; produces fault log data stream
Data Archive	Data stream from data collector; creates hour/day/month/year reports; user-selectable polling periods
Net Interface	Incoming TCP/IP connections; password verification
Data Viewer	Area selector; multiple graphs; user-selectable facility layout display; alarm status colored symbols; live data to historical data
Options	Larger system sizes available. Contact factory.
Output File Formats	CSV (imports into spreadsheets)
Operating System	Windows XP (SP3)® or Windows 7®
Hardware	PC-compatible computer (computer not provided) with 2 GHz processor, 1 GB RAM min. (2 GB RAM for larger system >100 controllers), 80 MB of free disk space, CD-ROM, color monitor with 1280 x1024 screen resolution minimum, one (1) Ethernet adapter, one (1) Serial port (optional); layout drawings of each area are required in jpg, png, or bmp file formats for system configuration
Interface	Graphic overview of the controller and ionizer system; facility layout
Notifications	SMS text messaging and/or email, dependent upon system configuration
Ionizer Compatibility	Model 5515 Digital Emitter and Model 5582 Controller Model 5511 Digital Emitter and Model 5580 Controller

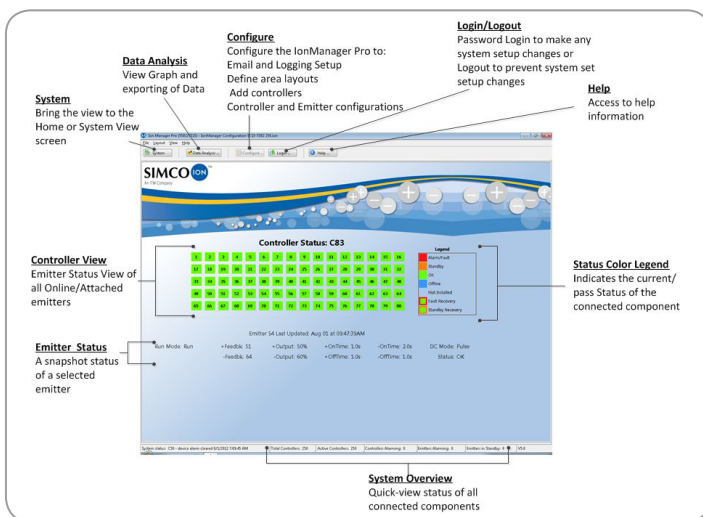
Alarm Management

Alarm reporting with instant notification is an important feature in IonManager Pro. Ionizers that are in alarm, not responsive, or are not operating at peak performance will trigger user notifications. These notifications allow you to quickly respond and correct an alarming ionizer, ensuring constant optimal ionization. Color-coded for fast identification, real-time ionizer and controller status indicators are viewed on graphical layouts or hierarchical trees.

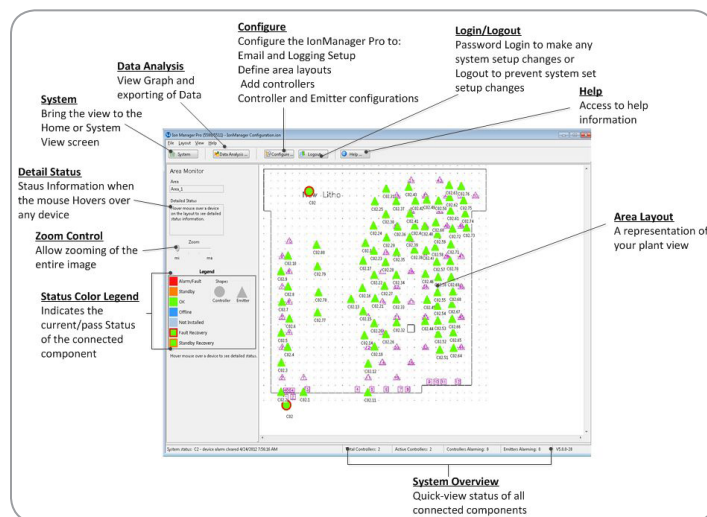
Alarm events are registered in summary report logs, which are automatically updated to reflect the current status. Reports can be downloaded into spreadsheets or the raw data can be accessed and saved for later review. Alarm summaries display the type of alarm, the time it occurred, and which ionizer alarmed. Data can be sorted for alarm and area analysis.

Ordering Information

91-5582-SW-Vx	IonManager Pro software (x represents current version number)
91-5582SW-CONT-Vx	IonManager Pro software extended version for larger systems (x represents current version number)



The controller layout view offers status verification for each ionizer.



The facility layout view provides mouse-over status reporting with click and drag and click ionizer layout capability.

SIMCO ION™
An ITW Company

DS-5582-SW_V8 - 9/19
© 2019 Simco-Ion
All rights reserved.

Simco-Ion, Technology Group

1141 Harbor Bay Parkway, Suite 201
Alameda 94502

Tel: +1 (800) 367-2452 (in USA)
Tel: +1 (510) 217-0460

ioninfo@simco-ion.com
www.simco-ion.com