



# Critical Environment In-tool Ionizer

## MODEL 5822i

The compact design of the Critical Environment In-tool Ionizing Blower, Model 5822i is designed to meet small-footprint ionizer requirements in automated process tools, offering exceptional performance in hard disk drive manufacturing and back-end semiconductor environments. The ionizer maintains a  $\pm 3V$  or better balance standard and exceptional  $\pm 1V$  with the optional external feedback system. An internal, automatic balance correction system ensures your target is ionized accurately, presenting significant reduction in calibration and maintenance time resulting in cost savings. A collimator installed over the fan directs precisely balanced ionized air to the target without taking up valuable room in your environment.

### Features



- $\pm 3V$  or better balance ( $\pm 1V$  with the optional external feedback system)
- Facility Monitoring System (FMS) connection and audible alarm
- Separate control box
- Cleanliness rated at ISO 14644 Class 4 (Fed. Std. 209e Class 10)

### Benefits

- Provides the best corona-based ESD critical environment protection available for maximizing yields
- Faster response to ionization failure with notification through tool or FMS
- Allows the blower to be situated close to the target area for fast electrostatic discharge
- Designed for use in an environment with a controlled level of contamination



## Specifications

<b>Input Voltage</b>	24VDC @ 1A from external power supply (100-240 VAC 50/60 Hz) or from tool power
<b>Discharge<sup>1</sup></b>	Between 2-2.5 sec @ 1 ft (typ), taken in-line from the center of the fan ( $\pm 1000V-100V$ )
<b>Balance</b>	$\pm 3V$ or better balance ( $\pm 1V$ with the optional external feedback system)
<b>Ion Emission</b>	Steady-state DC
<b>Emitter Points</b>	Tungsten alloy, 8 per blower; Titanium emitter points optional
<b>Airflow</b>	20.5 cfm (typ)
<b>Cleanroom Class</b>	Meets ISO 14644-1 Class 4 (Fed Std. 209E Class 10)
<b>Operating Env.</b>	Temperature 50-95°F (10-35°C); humidity 30-65% RH, non-condensing; ISO Cleanroom Class 7 (Fed Std. Class 10,000) or better
<b>LED Indicators</b>	Control Box: green POWER ON, red ALARM
<b>Audible Noise</b>	<56 dB, typical measurements taken 12" (30.5 cm) from fan
<b>Mounting</b>	2 mounting screw holes on bottom of blower, 1.20 in (3.05 cm) apart
<b>Controls</b>	Balance adjust, sensor gain adjust, fan "slow/off/fast" switch, variable "slow" fan speed
<b>Enclosure</b>	Stainless steel
<b>Dimensions</b>	Blower: 4.5H x 3.3W x 2.4D in. (11.5H x 8.3W x 6.1D cm) Control Box: 1.0H x 5.2W x 2.4D in. (2.5H x 13.2W x 6.0D cm)
<b>Weight</b>	Blower 1.14 lb (.51 kg); Control Box 0.56 lb (.25 kg)
<b>Warranty</b>	Two year limited warranty
<b>Certifications</b>	RoHS 2 Compliant  

1. Tested in accordance with ANSI/ESD STM3.1-20006

## Ordering Information

<b>92-5822i-001</b>	Blower Kit with Tungsten Emitter Points (includes fan unit, control box, external power supply and all interface cables)
<b>92-5822iC-001</b>	Blower Kit with Titanium Emitter Points (includes fan unit, control box, external power supply and all interface cables)
<b>Kit Contents</b> (may be ordered separately)	91-5822i Fan Unit with Tungsten Emitter Points
	91-5822iC Fan Unit with Titanium Emitter Points
	91-5822i-CTRL Control Box
	25-20500-8 Fan Unit to Control Box CAT-5 Cable
	14-21108 External Power Supply
	33-1720-8 4-pin Cable, Fan Unit to Control Box
	33-1740-1 6-pin Cable, FMS Out to Novx Feedback System
<b>25-20660</b>	US Plug Power Cord, 8.2 ft (2.5m)
<b>25-20710</b>	UK Plug Power Cord, 8.2 ft (2.5m)
<b>25-20735</b>	German Schuko Plug Power Cord, 8.2 ft (2.5m)
<b>25-20750</b>	China Plug Power Cord, 8.2 ft (2.5m)
<b>33-25822i-10</b>	Ionizing Blower Mounting Stand
<b>33-25822i</b>	Tungsten Emitter Point Replacement Kit
<b>33-25822iC</b>	Titanium Emitter Point Replacement Kit


## Optional Feedback

The Model 5822i ionizer's optional external feedback sensor operates with the Novx Process Monitor Series 7000 and Novx Passive/Active Field Voltage Detection System Series 3350/Series 3360 to detect and automatically correct the balance. With the antenna placed at the target area, feedback is sent to the Model 5822i blower's internal control system. This ensures that your target maintains a  $\pm 1V$  or better balance at all times, no matter what environmental variables exist.



## Directed Airflow

The collimator fits over the air outlet of the blower and directs ionized air straight to the target. This means that the blower can be placed further away from the target with continued excellent discharge times and good performance at extended distances. This faster, directed airflow method improves ion and static elimination, significantly minimizing ion recombination.



## Control Box

The modular remote Control Box was developed to accommodate limited tool footprints. The Control Box connects to the optional Novx Process Monitor Series 7000 and Novx Passive/Active Field Voltage Detection System Series 3350/Series 3360 and common FMS (facility monitoring system) interfaces. This allows the ionizer to be installed into tight, hard-to-reach spaces without fitting additional connections or wiring into the area.



**SIMCO ION**<sup>TM</sup>  
An ITW Company

DS-5822i\_V9 - 10/14  
© 2014 Simco-Ion  
All rights reserved.

## Simco-Ion

Technology Group  
1601 Harbor Bay Pkwy, Ste 150  
Alameda, CA 94502  
Tel: 800.367.2452 (in USA)  
Tel: 510.217.0600  
ioninfo@simco-ion.com  
www.simco-ion.com