



Critical Environment Benchtop Blower

MODEL 5832

The Simco-Ion Critical Environment Benchtop Blower Model 5832 provides reliable, fast static charge control for benchtop work areas and small spaces, allowing optimal electrostatics management that minimizes cost and maximizes protection for ESD-sensitive areas. An internal automatic balance correction system ensures ionization continues to reach your target with complete accuracy presenting a significant time and cost savings.

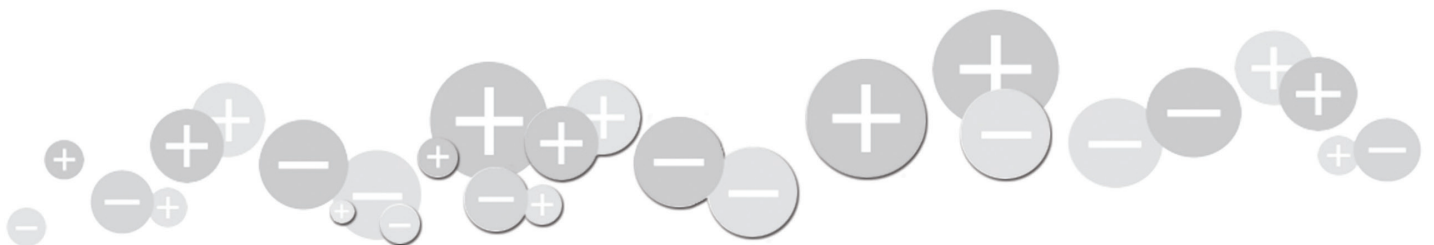
The ionizer can operate with an external sensor to maintain precise balance (better than $\pm 1V$) by altering ion output and adapting to environmental changes. With the optional remote sensor or Novx feedback/control, the Model 5832 delivers precisely balanced and directed ionized air to your target without taking up valuable room in your environment. A greater concentration of emitter points and internal circuitry suited for high humidity applications makes the Model 5832 the standard choice for environments that need quality ESD protection with solid design.





Features

- $\pm 3V$ or better balance ($\pm 1V$ with the optional external feedback system)
- Cleanliness rated at ISO 14644 Class 4 (Fed. Std. 209e Class 10)
- Options for sensor input, FMS connection, alarms, and management control
- Auto-Clean System




Benefits

- Provides the best corona-based ESD protection for maximizing yields
- Designed for use in critical environments with a controlled level of contamination
- Increased control with immediate notification of alarms and the prevention of unauthorized adjustment to power or fan speed
- Automates emitter point cleaning, reducing maintenance costs and time



Model 5832 Ionizer	
Input Voltage	24 VDC (470 mA max)
Discharge¹	Better than 2 sec @ 1 ft (typ) taken in-line from the center of the fan (± 1000 -100V);
Balance	Better than $\pm 1V$ (typ) with external sensor; $\pm 3V$ (typ) without sensor
Ion Emission	Steady-state DC (corona discharge)
Emitters	Titanium emitter points, 8 per fan
Airflow	129 cfm (typ)
Cleanroom Class	Meets ISO 14644 Class 4 (Fed Std. 209E Class 10)
Operating Env.	Temperature 50-90°F (10-32°C), humidity 30-70% RH, non-condensing
Ozone	0.005 ppm (typ)
Indicators	Green POWER on, red FAN stall, red FAULT LEDs with optional AUDIBLE ALARM
Audible Noise	High fan speed 61 dB (typ), low fan speed 52 dB (typ); measurements taken 12" (30.5 cm) from fan
Mounting	Tilt Lock Mounting Stand
Controls	Power/fan speed DIP switch with 4 speed/velocity settings, balance adjustment, sensor type selection, FMS connections
Options	External sensor inputs with FMS connection, audible alarm,
Enclosure	Aluminum chassis with epoxy-polyester powder coat
Dimensions	7.27"H x 5.12"W x 2.76"D (18.5 x 13 x 7.0 cm)
Weight	2.2 lb (1 kg)
Warranty	Two year limited warranty
Certifications	   

1. Tested in accordance with ANSI/ESD STM3.1-2015.

Power Adapter 14-21328	
Input Voltage	100-240 VAC 50/60 Hz
Output Voltage	24 VDC, 30W
Dimensions	3.9"L x 1.4"H x 2.1"W (99 x 36 x 52 mm)
Weight	7 oz (200g)
Certifications	  

$\pm 1V$ Balance Performance

Novx Option: The Model 5832's optional external feedback sensor operates with the Novx 7000 Process Monitor and with the Novx 3352 Passive or Novx 3362 Active Closed-loop Ionizer Controllers to detect and automatically correct the balance. With the antenna placed at the target area, feedback is sent to the Model 5832 blower's internal control system (RJ Connector). This ensures that your target maintains a $\pm 1V$ or better balance at all times.



Remote Antenna Option: The Model 5832 can be ordered and operated with the remote antenna option which allows any of the standard Novx Passive Antenna assemblies to be connected directly to the 5832 (SMA Connector).

DIP Switch Settings

Switch	Description
1	SENSOR: This switch zero's the front grill and remote sensor inputs to eliminate offsets caused by the circuitry when the remote sensor is used.
2	EPC Auto/Man: The second dip switch sets the emitter point cleaner to run on a timer (Auto) or only when the external input is manually activated from the IO terminal block input (Man).
3, 4	Fan Speed Switch: The remaining two dip switches control the fan speed; four speeds are available. The switch settings for each fan speed are listed in the user manual.

Adaptable Options

- An audible alarm that operates in addition to the visible array of 3 each LED's on the front of the blower indicate operational failures including a stalled fan or loss of ionization.
- The Auto-Clean System, which reduces maintenance periods by sweeping the emitter points when the blower is turned off and on or on a preset time interval or user activated through the FMS.

Ordering Information

91-5832-01	5832 Blower, Standard
91-5832-01A	5832 Blower, Standard with Audible Alarm
91-5832A-01	5832 Blower with Antenna Connection
91-5832A-01A	5832 Blower, Standard with Antenna Connection and Audible Alarm
91-5832N-01	5832 Blower with Novx Connection
91-5832N-01A	5832 Blower, Standard with Novx Connection and Audible Alarm
91-5832-NX01	5832 Blower, Standard (No Power Adapter)
91-5832-NX01A	5832 Blower, Standard with Audible Alarm (No Power Adapter)
91-5832A-NX01	5832 Blower with Antenna Connection (No Power Adapter)
91-5832A-NX01A	5832 Blower with Antenna Connection and Audible Alarm (No Power Adapter)
91-5832N-NX01	5832 Blower with Novx Connection (No Power Adapter)
91-5832N-NX01A	5832 Blower with Novx Connection and Audible Alarm (No Power Adapter)
14-21328	Power Adapter
33-1620-xx	IC, Novx feedback/Control Interface Cable
33-0504	Passive Antenna, 1.75" x 4" Tall with SMA-to-SMA Cable (5 ft)
33-0521-5	Passive Antenna, 1.75" x 1" Tall with SMA-to-SMA Cable (5 ft)

SIMCO IONTM
An ITW Company

DS-5832_V3 - 4/20
© 2020 Simco-Ion
All rights reserved.

Simco-Ion, Technology Group

1141 Harbor Bay Parkway, Suite 201
Alameda, CA 94502
Tel: +1 (800) 367-2452 (in USA)
Tel: +1 (510) 217-0460
ioninfo@simco-ion.com
www.simco-ion.com

w o r l d w i d e l e a d e r s i n s t a t i c c o n t r o l